

College Fit Game

Time: 30 – 45 minutes

The purpose of this activity is for students to practice selecting “good fit” colleges based on a variety of academic, social, financial and other needs. Using role play, students will select one of seven colleges that will be a good “fit” for them based on several attributes and explain their reasons for choosing that particular college. Students will reflect on how this experience may help their own college search and selection process.

STEP ONE: Introduce the activity

Discussion questions

- What does “college fit” mean to you?
- What are characteristics of colleges that might make it a good “fit” for a student?
 - Some characteristics might be size, location, majors, diversity or the net price cost of attendance (tuition, housing, books, transportation and other costs minus financial aid)

SUPPLIES NEEDED

- College profiles (p. 4-10) printed and hung around the room
- Student attributes (p. 11-15) For up to 10 players, print and cut 1 set; for 11-20 players, print 2 sets, etc.
- 4 containers for student attributes (bags, boxes, etc.)

Introduce the fictitious colleges that students will be selecting between by reading their profiles that are posted around the room. Remind students that there are 4,000+ colleges in the country and these are just a handful of archetypal examples. Therefore, there is no perfect fit – there will always be several options that will allow students to be happy and successful.

Encourage students to “read between the lines” and describe what they can ascertain from a particular college based on the information provided (e.g. the type of degrees offered based on the name, whether a school is public or private). Encourage students to think about what type of student might be a good fit at each college.

STEP TWO: Play the game

Give the following instructions to students:

This is a role play game. You will receive several attributes (e.g. You played soccer all four years of high school) that will describe your role and using those attributes, you will make decisions about which college would be a good fit. There will be four rounds and you will draw one or two attributes each round which may change the college you choose. Some attributes are deliberately vague so you should interpret as you see fit.

Round 1: Choose 2 ACADEMIC student attributes (select 2 pieces of paper from a container). These may be information about how you learn best, what your interests are in and out of school or your academic preparation. Review the colleges and stand next to the one that you think would be the best fit based on the information. Be prepared to share your reasons with the group. Remind students that their academic interests and hobbies may be fulfilled through their major and/or student clubs and activities.

Round 2: Choose 1 SOCIAL student attribute. These may be your extracurricular activities at school, in the community or in your free time. Using both the academic attributes and the social attribute, review the colleges and stand next to the one that you think would be the best fit based on the information. Be prepared to share your reasons with the group. Remind students that their extracurricular interests may be fulfilled through their major and/or student clubs and activities.

Round 3: Choose 1 FINANCIAL student attribute. These may relate to your family situation, scholarship potential, or how prepared you are to pay for college. Using the academic, social and financial attributes, review the colleges and stand next to the one that you think would be the best fit based on the information. Be prepared to share your reasons with the group. Remind students to consider the net price of colleges and the amount of need met (the percentage of a student's financial need that the college will provide with financial aid).

Round 4: Choose 1 OTHER student attribute. These are family or personal circumstances that might influence your decision. Using all of the attributes selected, review the colleges and stand next to the one that you think would be the best fit based on the information. Be prepared to share your final choice with the group. Remind students to prioritize the circumstance relative to the other attributes. Encourage students to think about what additional information would be helpful for them to answer this question.

STEP THREE: Reflect & discuss

- What were you thinking about when you made your decisions?
- How did it change with additional attributes and information? Did you end up selecting different schools each round based on new information?
- Were there other colleges that could have been a good fit?
- What other information would have been useful to make the decision in the game? What other information would be useful in real life?
 - Remind students that "popular" majors don't mean those are the only ones available. Also, at some schools, certain classes or activities might only be for students majoring in a particular subject (e.g. art or dance) whereas other colleges encourage or even require all students to participate in a wide variety of classes.
 - Encourage students to consider graduation rates, full-time v. part-time students, the percentage of students who take out loans and their default rate, the type of degrees offered and academic requirements (GPA, specific classes) to get in.
- Connect this to your own experience – think about what academic, social, financial or other special circumstances are a priority for you.

| Student Body | Popular Majors and Programs | Popular Events and Activities | Cost and Financial Aid |
|--|--|---|---|
| Meadowlark Community College Meadowlark, ND | | Open admission • SAT/ACT not required | |
| 1,600 Undergrads 53% Pell 67% White 19% Students of color 1% International | Culinary arts Health professions Manufacturing Criminal Justice | Varsity athletics Video Game Club Annual Day of Service | Cost of attendance: \$17,000 Average aid award: \$2,500 43% of need met |
| Little River Community College Suburbia, ND | | Open admission • SAT/ACT not required | |
| 8,500 Undergrads 46% Pell 63% White 27% Students of color 1% International | General studies Mechanic & Repairs Business Cosmetology | Theater and dance Outdoor Club Quarterly career fair | Cost of attendance: \$16,000 Average aid award: \$1,500 80% of need met |
| Big State University College City, ND | | 78% admitted • SAT/ACT required | |
| 23,000 Undergrads 33% Pell 69% White 23% Students of color 6% International | Engineering Pre-Med/Pre-Vet Business Psychology | ROTC Division I athletics Community service Spring musical | Cost of attendance: \$26,000 Average aid award: \$11,500 67% of need met |
| Farmville State University Farmville, ND | | 88% admitted • SAT/ACT required | |
| 5,000 Undergrads 44% Pell 69% White 22% Students of color 6% International | Business Education Visual & Performing Arts Criminal Justice | Intramural sports Student newspaper Study abroad Battle of the Bands | Cost of attendance: \$23,000 Average aid award: \$10,000 55% of need met |
| Suburbia Private College Suburbia, ND | | 63% admitted • SAT/ACT optional | |
| 2,000 Undergrads 21% Pell 65% white 19% Students of color 5% International | International Studies English Visual & Performing Arts Biology | Intramural sports Student government Study abroad Luau | Cost of attendance: \$59,000 Average aid award: \$42,000 90% of need met |
| Metropolis Christian College Metropolis, ND | | 51% admitted • SAT/ACT required | |
| 500 Undergrads 53% Pell 59% White 35% Students of color | Business Education Theology Biology | Varsity athletics Community service Urban farm Winter concert | Cost of attendance: \$33,000 Average aid award: \$16,000 59% of need met |
| Capitol City University Capitol City, Out-of-State | | 11% admitted • SAT/ACT required | |
| 6,500 Undergrads 14% Pell 49% White 41% Students of color 9% International | History Engineering Biology Social Work | Division I athletics Greek life Gospel choir International Food Fair | Cost of attendance: \$68,000 Average aid award: \$44,000 100% of need met |

Meadowlark Community College

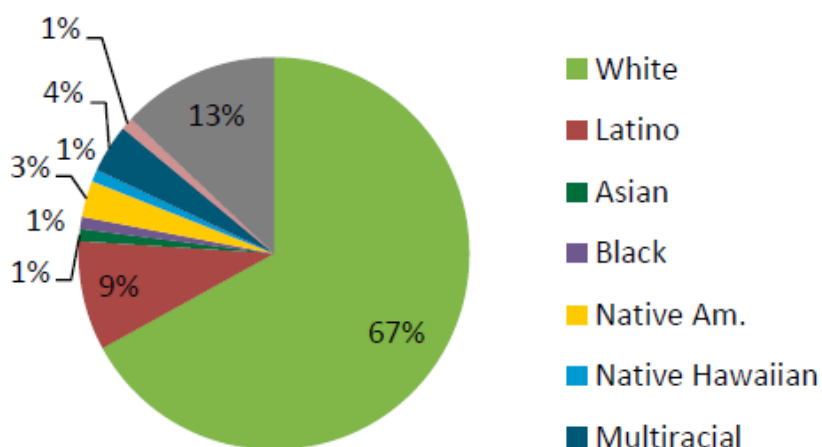
Meadowlark, North Dakota

Open admission • SAT/ACT not required

STUDENT BODY

1,600
undergraduates

53% of students
receive PELL Grant



COST & FINANCIAL AID

Cost of attendance Average aid awarded

\$17,000 **\$2,500**

43% of need met*

*Most high school students will be eligible for a North Dakota grant.

POPULAR MAJORS & PROGRAMS

Culinary arts
Health careers
Manufacturing
Criminal justice

POPULAR ACTIVITIES & EVENTS

Varsity athletics
Video Game Club
Annual Day of Service

Little River Community College

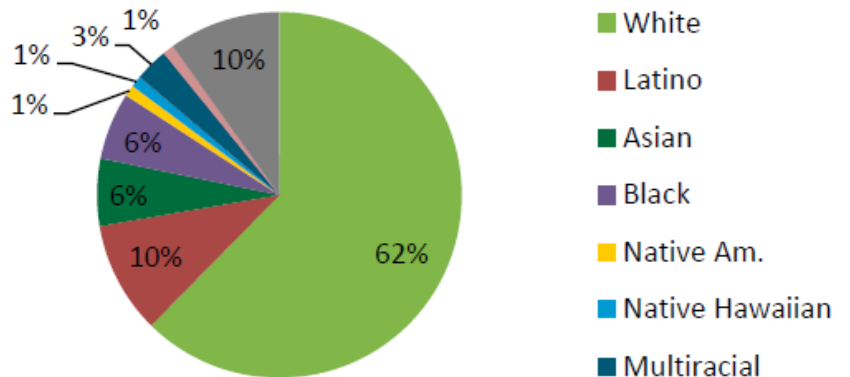
Suburbia, North Dakota

Open admission • SAT/ACT not required

STUDENT BODY

8,500
undergraduates

46% of students
receive PELL Grant



COST & FINANCIAL AID

Cost of attendance Average aid awarded
\$16,000 **\$1,500**

80% of need met*

*Most high school students will be eligible for a North Dakota grant.

POPULAR MAJORS & PROGRAMS

General Studies
Mechanic & Repairs
Business
Cosmetology

POPULAR ACTIVITIES & EVENTS

Theater and dance
Outdoor Club
Quarterly career fair

Big State University

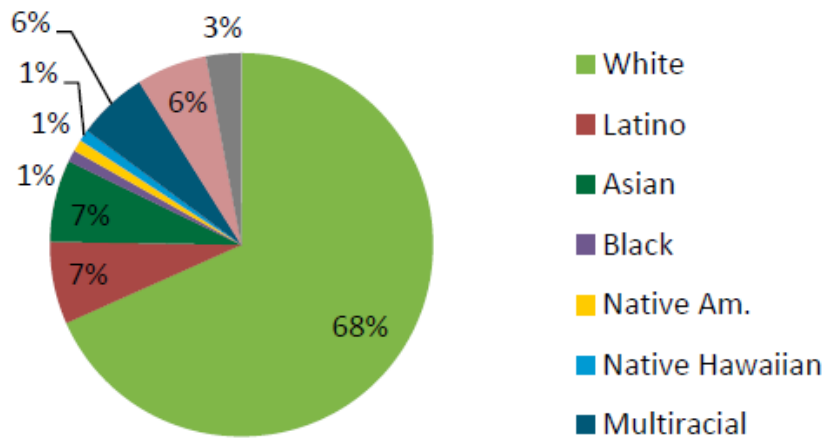
College City, North Dakota

78% of applicants admitted • SAT/ACT required

STUDENT BODY

23,000
undergraduates

33% of students
receive PELL Grant



COST & FINANCIAL AID

Cost of attendance Average aid awarded
\$26,000 **\$11,500**

67% of need met

POPULAR MAJORS & PROGRAMS

Engineering
Pre-Med/Pre-Vet
Business
Psychology

POPULAR ACTIVITIES & EVENTS

ROTC
Division I athletics
Community service
Spring musical

Farmville State University

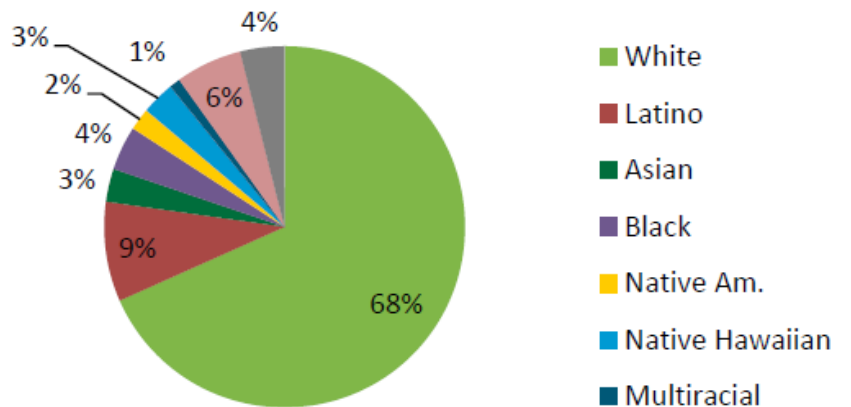
Farmville, North Dakota

88% of applicants admitted • SAT/ACT required

STUDENT BODY

5,000
undergraduates

44% of students
receive PELL Grant



COST & FINANCIAL AID

Cost of attendance Average aid awarded
\$23,000 **\$10,000**

55% of need met

POPULAR MAJORS & PROGRAMS

Business
Education
Visual & Performing Arts
Criminal Justice

POPULAR ACTIVITIES & EVENTS

Intramural sports
Student newspaper
Study abroad
Battle of the Bands

Suburbia Private College

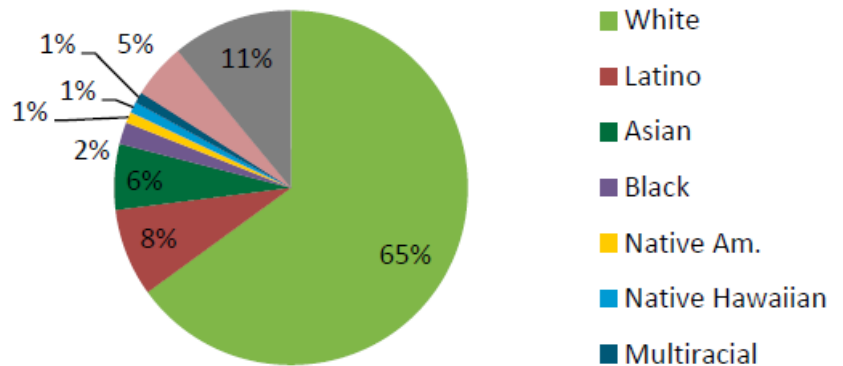
Suburbia, North Dakota

63% of applicants admitted • SAT/ACT optional

STUDENT BODY

2,000
undergraduates

21% of students
receive PELL Grant



COST & FINANCIAL AID

Cost of attendance Average aid awarded
\$59,000 **\$42,000**

90% of need met

POPULAR MAJORS & PROGRAMS

International Studies
English
Visual & Performing Arts
Biology

POPULAR ACTIVITIES & EVENTS

Intramural sports
Student government
Study abroad
Luau

Metropolis Christian College

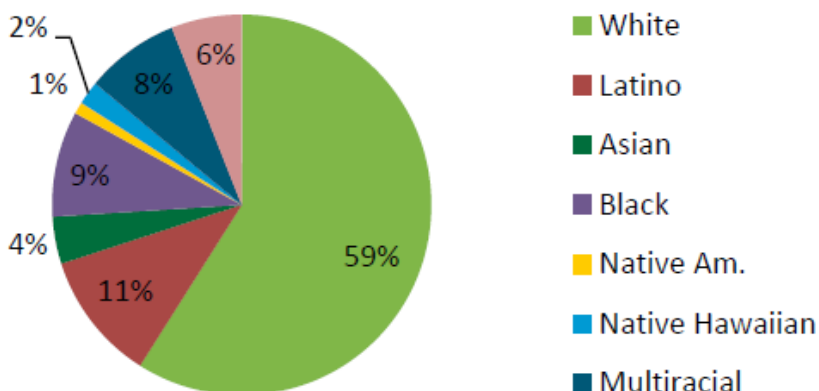
Metropolis, North Dakota

51% of applicants admitted • SAT/ACT required

STUDENT BODY

500
undergraduates

53% of students
receive PELL Grant



COST & FINANCIAL AID

Cost of attendance Average aid awarded

\$33,000 **\$16,000**

59% of need met

POPULAR MAJORS & PROGRAMS

Business
Education
Theology
Biology

POPULAR ACTIVITIES & EVENTS

Varsity athletics
Community service
Urban farm
Winter concert

Capitol City University

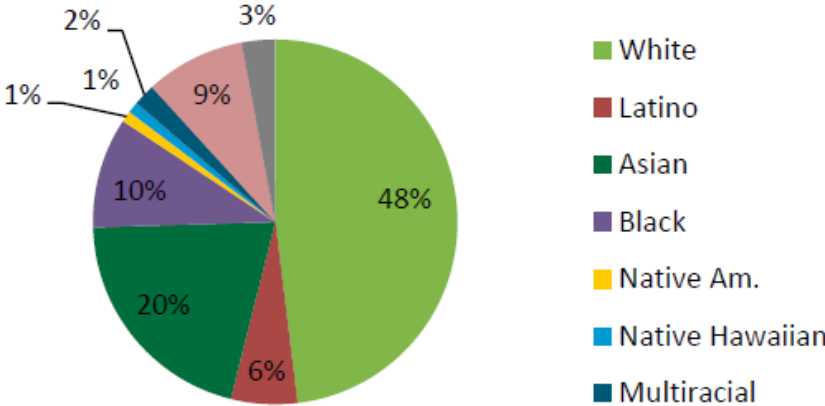
Capitol City, Out-of-state

11% of applicants admitted • SAT/ACT required

STUDENT BODY

6,500
undergraduates

14% of students
receive PELL Grant



COST & FINANCIAL AID

Cost of attendance Average aid awarded

\$68,000 \$44,000

100% of need met

POPULAR MAJORS & PROGRAMS

History

Engineering

Biology

Social Work

POPULAR ACTIVITIES & EVENTS

Division I athletics

Greek life

Gospel choir

International Food Fair

ACADEMIC

You are interested in engineering.

ACADEMIC

You love drama and art.

ACADEMIC

You don't know what you want to major in.

ACADEMIC

You want to be a teacher.

ACADEMIC

You are thinking about a career in the medical field.

ACADEMIC

You love working with your hands.

ACADEMIC

You are obsessed with animals.

ACADEMIC

You spend all your time reading and writing.

ACADEMIC

You love to cook for friends and family.

ACADEMIC

You want to be the boss.

ACADEMIC

You struggle with standardized tests.

ACADEMIC

You have top scores in math and science.

ACADEMIC

You got a 'C' in English junior year.

ACADEMIC

Your high school Spanish teacher is your favorite.

ACADEMIC

You got straight 'A's your sophomore year.

ACADEMIC

You've taken college courses in high school.

ACADEMIC

Your high school GPA is in the top 25% of your class.

ACADEMIC

You like working independently.

ACADEMIC

You learn best when participating in class discussions.

ACADEMIC

Your favorite class in high school is Physical Education (PE).

SOCIAL

You played soccer all four years of high school.

SOCIAL

You won your events in the state swim meet for the last two years of high school.

SOCIAL

You love watching the Travel Channel.

SOCIAL

You love singing in your church choir.

SOCIAL

You're the president of your school's drama club.

SOCIAL

You served on your high school's Student Council for two years.

SOCIAL

You're a camp counselor during the summer.

SOCIAL

You dedicate 10 hours a week to your community's 4-H program.

SOCIAL

You play a lot of video games.

SOCIAL

You know all the best fashion blogs.

FINANCIAL

Your parents refuse to complete the FAFSA.

FINANCIAL

Your grandparents have agreed to pay for your college education.

FINANCIAL

You have a college savings account.

FINANCIAL

You'll need to work at least 10 hours a week during college.

FINANCIAL

You haven't thought about how to pay for college.

FINANCIAL

You won a full scholarship at Farmville State University.

FINANCIAL

You don't qualify for financial aid.

FINANCIAL

You have a twin who is also going to college.

FINANCIAL

Your parent just lost his/her job.

FINANCIAL

Your mom works at Metropolis Christian College, so you can get discounted tuition.

OTHER

You can't wait to get out of Farmville.

OTHER

You just found out you're about to be a parent.

OTHER

Your parents are not supportive of your decision to go to college.

OTHER

You are responsible for the care of your three younger siblings.

OTHER

Your significant other will be living in Suburbia.

OTHER

Your brother is in college at Capitol City University.

OTHER

Your mother went to Suburbia Private College.

OTHER

You have always dreamed of going to Big State University.

OTHER

You visited Meadowlark Community College and loved it.

OTHER

You are undocumented.